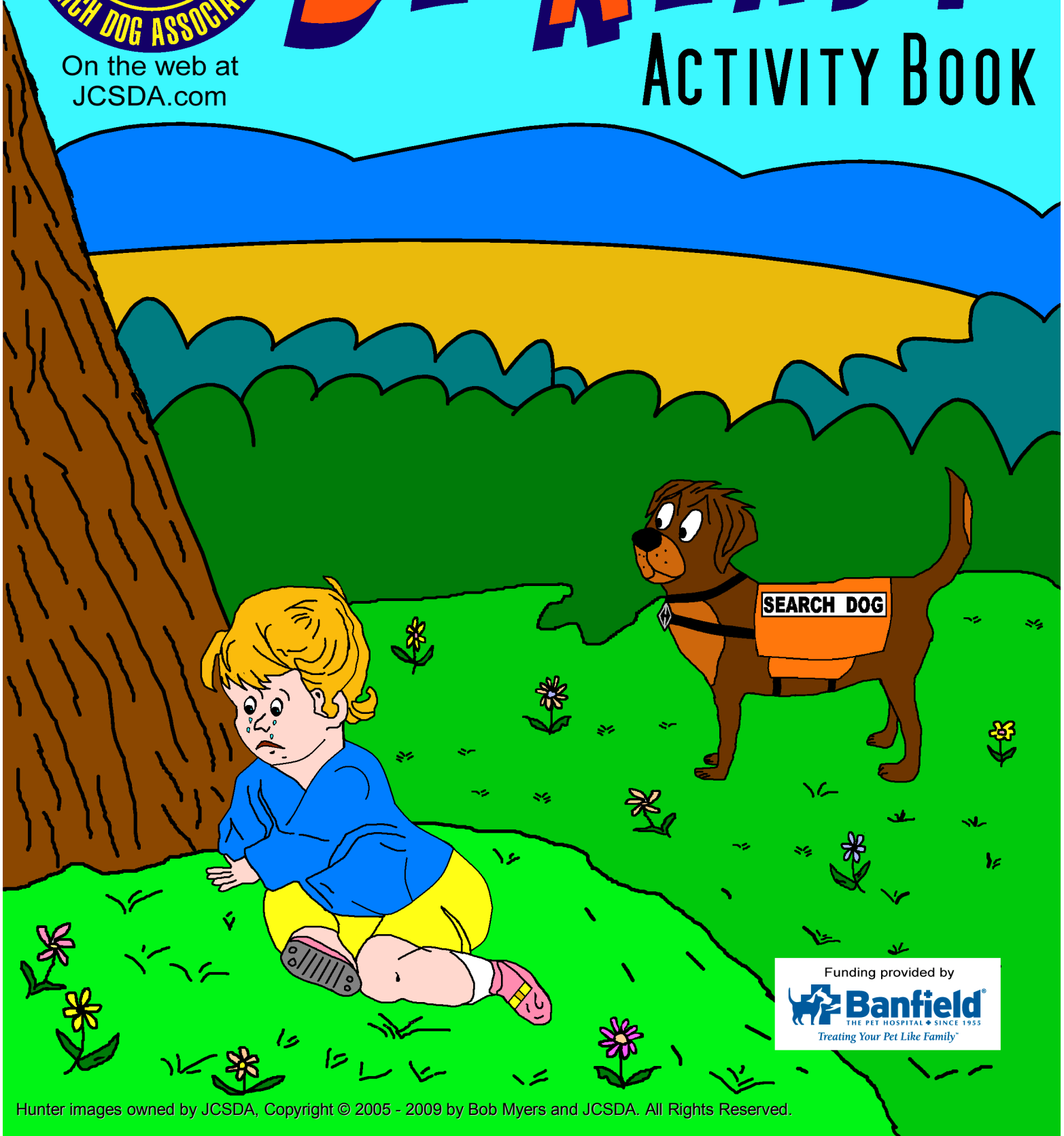




On the web at
JCSDA.com

BE READY

ACTIVITY BOOK



Funding provided by
 **Banfield**
THE PET HOSPITAL • SINCE 1955
Treating Your Pet Like Family™

Hunter



Search and Rescue Dogs

Hi, I'm Hunter a SAR dog - that's short for Search and Rescue dog. One of my rescues was in a park. I was with Sookie - she's a bloodhound. And what about me? Well, I'm an all-American mixed breed. Sookie was resting before the search, but I was alert and ready to go. A two-year old little girl named Addie was missing. Her five-year old brother Parker and her parents, Ben and Carrie, were really worried. Parker and Addie were playing by a pond, but there was also a big forest where Addie could have gone.


Sookie's handler Paul asked if they had some clothes for Sookie to smell. Parker let Sookie sniff a hat that Addie left behind. A SAR dog can smell the shed skin cells from clothing.

We wanted to find Addie fast because it would be dark soon. Our teams split up to search a wide area. Sookie put her nose on the ground and started tracking Addie's scent heading for the pond where they played earlier.

I'm an air scent dog, so I put my nose up in the air and smelled for the scent any person that might be lost - hopefully Addie. As we walked into the woods, Jeff looked at me and said, "Okay Hunter, ready to go to work?" I looked at Jeff with confidence and he scratched me behind the ears. "Search Hunter," Jeff said. "Find Addie." I mostly use my nose, but we also use our ears to hear someone and our eyes to look for people. That's why you should call for help if you're lost. Always stay where you are and don't move until I can bring help.

Suddenly, I picked up a scent. Could this be Addie? Jeff saw my ears perk up and he knew I was onto something. "Find her, Hunter. Find Addie," said Jeff with excitement. I ran to where I picked up the scent. By a tree, I could see a little girl crying. I barked an alert so my handler Jeff would know I found someone. When I did, the little girl turned around and saw me standing there in my orange rescue vest. She smiled knowing I was a SAR dog and a friend. She ran to me and hugged my neck. Jeff bent down and asked the little girl, "Are you Addie?" She nodded her head and said, "Yes." Well, Addie," said Jeff, "This is Hunter and I'm Jeff. Your parents were worried about you and sent us to find you. Let's go home!"

It was getting dark, so Jeff had me wear a light. He used his flashlight to show the way, too. As we came out of the woods Addie's mom Carrie ran to hug her. Her dad Ben and brother Parker were right behind. They all gave Addie a big hug and told her how worried they were and not to ever go off by herself again. Ben and Carrie thanked Jeff for finding their daughter. Jeff looked at me and said, "It was Hunter who did all the work."



**Do you know how Hunter searches for lost kids?
Use the answers in front of Hunter to fill in the blanks.**

Hunter is a _____ and _____ dog.

Hunter uses his _____, _____ and eyes to find you when you are lost.

Sometimes Hunter's nose is _____ when he is searching for you.

Sometimes Hunter's nose is on the _____ when he is tracking you.

At night, Hunter might wear a bright _____ to see in the dark.

Hunter gives an alert to his _____ to tell him you're found and take him to you.

Hunter's alert might be a _____ alert.

It's important to stay where you are until _____ brings help to you.

Hunter smells for your shed _____ with his nose. This is one way a SAR dog finds you when trailing.

Call out for _____ so Hunter can hear you.


On a search, Hunter wears an _____ vest.

SAR dogs are your _____.

ANSWERS

bark	help	rescue
ears	Hunter	search
friend	light	skin cells
ground	nose	up
handler	orange	





HUNTER'S WILDERNESS TIPS

See Hunter's
Kids Area at
JCSDA.com



I like my job as a Search And Rescue Dog, but being lost is not fun. It's a big place out there and knowing how to stay safe is very important. Here are a few tips so you can stay safe and be prepared before going into the wilderness.


- ✓ **Fill out the "ID is Me" page in this book.** It's all about you, so if you get lost, rescuers have a full description.
- ✓ **Tell your parents where you are going.** Even if you're with friends, tell an adult where you're going so nobody worries.
- ✓ **Never go off alone - use the Buddy System.** Take a friend with you. Two heads are always better than one. If you forget what to do, your buddy might remember. You will always feel safer when you are with someone - and it's more fun too.
- ✓ **Wear bright color clothes.** Make it easy to be seen if you get lost. Don't wear green or dark colors.



Wear red, yellow or something really bright so you're easy to see in the woods.

- ✓ **Carry a trash bag and whistle on a picnic, a hike or a camping trip.**

A plastic bag is good for keeping you warm. Blowing a whistle is much easier to hear than your voice - and it's a lot louder, too.



If you do get lost, here are some important things to remember.

- ✓ **Sit and stay if you get lost in the woods.** Just remember, Hunter sits and stays before going on a search. When you sit and stay in one place, it's easier for the rescue party to find you.
- ✓ **Keep warm and dry.** Stay out of water and keep dry. If you have a coat and gloves, keep them on. If your hands start getting cold, put them under your arms to keep them warm. If you have a plastic bag, wrap it around you and it will keep you warm.
- ✓ **Always answer when someone yells for you.** Let people know where you are. When you hear someone calling you, yell back as loudly as you can to let them know where you are. If you have that whistle, use it and blow it a lot. You are much easier to find you when you can be heard.
- ✓ **Make yourself look big.** It's hard to see you from above, like from a search helicopter, if you're standing. Find a tree in an open area. Lay down when the helicopter flies over. Make crosses or write "SOS" by using rocks or branches. You can even drag your foot in the dirt to write.
- ✓ **Be Brave.** People are looking for you. Don't be afraid of the animals in the forest. They won't hurt you if you leave them alone. Animals may want to sniff you, but don't hit at them or throw things at them. Scared animals will protect themselves and could bite.
- ✓ **Remember your parents will not punish you for getting lost.** Your parents love you and want you back. You won't get punished because you were lost. Your parents are very worried about you and want you to be safe. Let the search team know where you are. They want to help you get back home, but you need to help them, too. Help them see and hear you!



*When you're in the woods, it's important to always stay safe.
Always stay with your parents or friends and NEVER go off on your own.*

Hunter's Survival Kit



Can you find all the survival kit items hidden in the box below? The words can go across, up, down or diagonally. Words can also be forwards or backwards. As you find each item, circle it. Then try part 2 of the puzzle.

G N I R G I E D A K O T A A H D O S Z S W F O O
 Q A A D I B T T L L T Q J U R N Z S D U T O B W
 K S S P E E W E I N E R O B Y M P Z O H Z O D A
 F A B N X N C D J K E Y A M F O Y H G N E O B T
 J R N R A C T J V Z D B Z B H L C I I O M J R E
 W T B D O C X I F P R I X T K M L T H I E G M R
 Q P M J I F K U F H F X A X A H W A N D L U P B
 D C Y D J P V B U I P D X T S H N O M A N P U O
 Y S O O K I E A A N C G C A S D S E F R E I D T
 B A T T E R I E S R Q A L O K R D E W R I X G T
 Y R U Y G G A H S M P F T E S I I D N E T P E L
 Q N E E R C S N U S A M R I O M T F V H O E V E
 H U J C S P T R R M U C P I O Y O K I T O I Y Z
 W O V G S H E L B Y H R N Y X N G K R A H B G T
 H P F T A D Y R E I K E E E L D C X P E O O P X
 I X O U C B R B E Z S K O R Y Q Y A C W A H C V
 S T R F B Z H F S M L A B P I L M X R D G J O C
 T I E F B C S S Q E X P N R T I Q W U D O X D U
 L X S D T R E N A K X I S E L R F A K N I M Y P
 E U T A C X R G H R A R E T N U H J B P A Y O L
 U C Y P V C T A D R T S U M O T S A K D V I S P

- ## SURVIVAL KIT CONTENTS
- ### ALL HAZARD PACK
- 1) FLASHLIGHT
 - 2) BATTERIES
 - 3) WEATHER RADIO
 - 4) IDENTIFICATION CARD
 - 5) TRASH BAG
 - 6) WHISTLE
 - 7) WATER BOTTLE
 - 8) SNACK BAR
 - 9) HANDKERCHIEF
 - 10) LIP BALM
 - 11) SUNSCREEN
 - 12) MEDICINE
 - 13) FIRST AID KIT

Did you find some names as you were searching for your survival kit items in the puzzle? That's because the names of all our search and rescue dogs are in there too! See if you can find all of them. Then when you're done, go to our website at JCSDA.com, click on **Meet Our Dogs** and learn more about them!

BART
 CODY
 COSMO
 DAKOTA
 DOMINO

FOREST
 HOOTIE
 HUNTER
 JET
 KANDI

MINKA
 OBI
 RAIN
 SHAGGY
 SHATZYE

SHELBY
 SOOKIE
 SUMO
 UFFDA

DISASTER PREPAREDNESS



Weather Hazard Word Association

Do you know what hazards are caused by the weather? Match the hazards with the letter of the types of weather that can cause them. More than one type of weather may be used for your answers and the types of weather may be used more than once.



HAZARDS

- _____ building collapse
- _____ fast rising
- _____ storm drains
- _____ blinding snow
- _____ blinding winds
- _____ blinding rain
- _____ downed power lines
- _____ water over roads
- _____ downed trees
- _____ hypothermia
- _____ ice on roads
- _____ and walkways
- _____ power outages

WEATHER

- A) Tornadoes
- B) Flash Floods
- C) Thunder Storms
and Lightning
- D) Snow and
Blizzards
- E) Earthquake
- F) High Winds



i.D. is ME

Please obtain a recent photograph that could be released to law enforcement and the media if required.

MY INFORMATION

Name: _____
 Nickname: _____
 Name to call: _____
 Home Address: _____
 City: _____ State: _____ Zip: _____
 Home Phone: (____) _____
 Local Phone: (____) _____
 Cell Phone: (____) _____



PHYSICAL DESCRIPTION

Date of Birth: ____/____/____ Age: ____ Sex: ____ Race: ____
 Height: ____ Weight: ____ Build: ____ Hair Color: ____
 Hair Length: ____ Hair Style: ____ Eye Color: ____
 Facial Features/Shape: ____ Complexion: ____
 Marks/Scars: ____ General Appearance: ____

ACCESSORIES AND EQUIPMENT

<u>Item</u>	<u>Owns?</u>	<u>Missing?</u>	<u>Item</u>	<u>Owns?</u>	<u>Missing?</u>
Glasses	Yes___ No___	Yes <input type="checkbox"/>	Watch	Yes___ No___	Yes <input type="checkbox"/>
MP3/CD	Yes___ No___	Yes <input type="checkbox"/>	Jewelry	Yes___ No___	Yes <input type="checkbox"/>
Backpack/Bag	Yes___ No___	Yes <input type="checkbox"/>	Wallet/Purse	Yes___ No___	Yes <input type="checkbox"/>
Cell Phone	Yes___ No___	Yes <input type="checkbox"/>	Keys	Yes___ No___	Yes <input type="checkbox"/>

CONTACT INFORMATION (PERSON PROVIDING INFORMATION)

Last Name: _____ First Name: _____
 Relationship to Child: _____
 Home Street Address: _____
 City: _____ State: _____ Zip Code: _____
 Home Phone: (____) _____
 Cell Phone: (____) _____
 Pager: (____) _____
 Work Phone: (____) _____



Hunter's Helper Certificate

is officially **READY** for the unexpected!

If there is an **EMERGENCY**, you will be **READY!**

Hunter, the Search and Rescue Dog,
congratulates you on completing the
activities in this program to help you
prepare for unexpected situations!

**IMPORTANT - Keep this certificate!
Your Emergency ID is on back.**

